



Severe Service Gaskets



ADVANCE
PRODUCTS & SYSTEMS, LLC

Integra II SSA[®] Cathodic Isolation Gaskets

Patent Pending

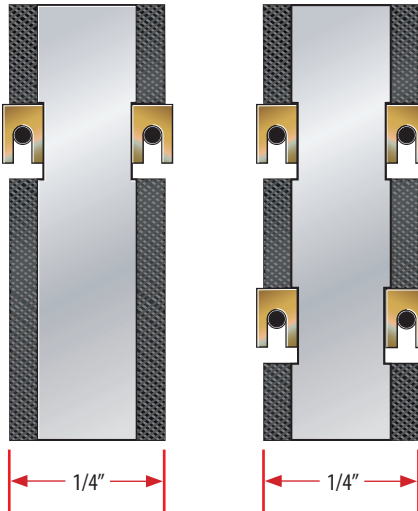


ISO 9001:2015 CERTIFIED COMPANY - FM537405
WWW.APSONLINE.COM



INTEGRA II SSA® CATHODIC ISOLATION GASKETS

The APS Integra II SSA® (Severe Service Application Stainless/Steel) gasket is an exceptionally dependable gasket used for both isolating and general sealing purposes in Severe Service Applications. This gasket has been developed as an inimitable and effective seal for sealing flanges in which the opportunity for leakage must be held at zero allowance. The Integra II SSA® gasket is suitable in all services up to and including ANSI 2500# and API 10,000# classes. The Integra II SSA® gasket was exclusively designed for severe isolating service in harsh environmental applications, especially where hydrocarbons are a factor.

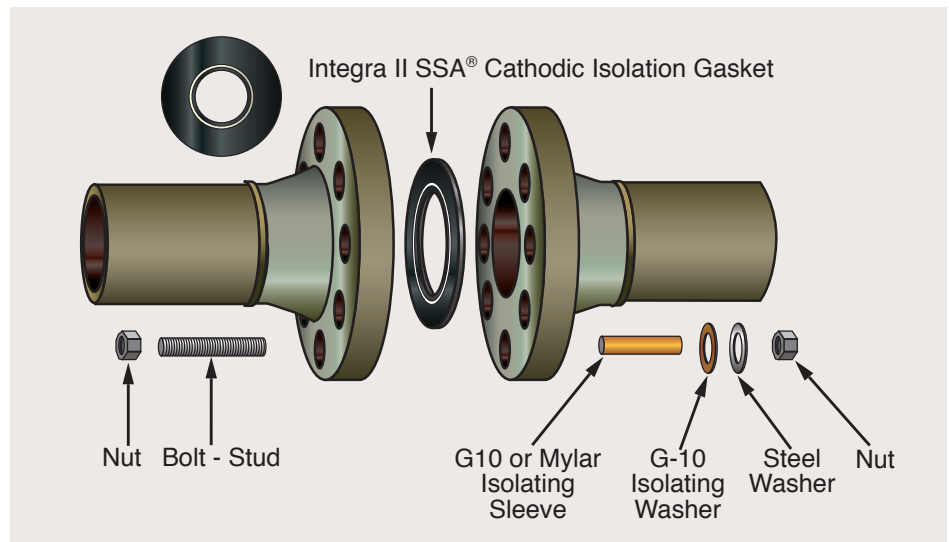


CROSS-SECTIONS OF THE APS INTEGRA II SSA® GASKET

All Integra II SSA® gaskets are manufactured in 1/4" thickness for all diameters.

Gaskets for API 10,000# flanges and higher require dual seals.

The Integra II SSA® gasket consists of a PTFE spring-energized face seal, seated in a highly compressed insulating glass laminate affixed to a concentrated stainless steel metal core. Because of its all-composite exclusive construction and its exceptional pressure-activated sealing properties, the gasket requires far less bolt stress to seal than most standard isolating gaskets in the industry. The Integra II SSA® gasket's inner diameter is machined to match the exact flange bore dimension specified by the customer to eradicate the possibility of turbulent flow and inner flange face corrosion. This gasket is engineered to be reusable.



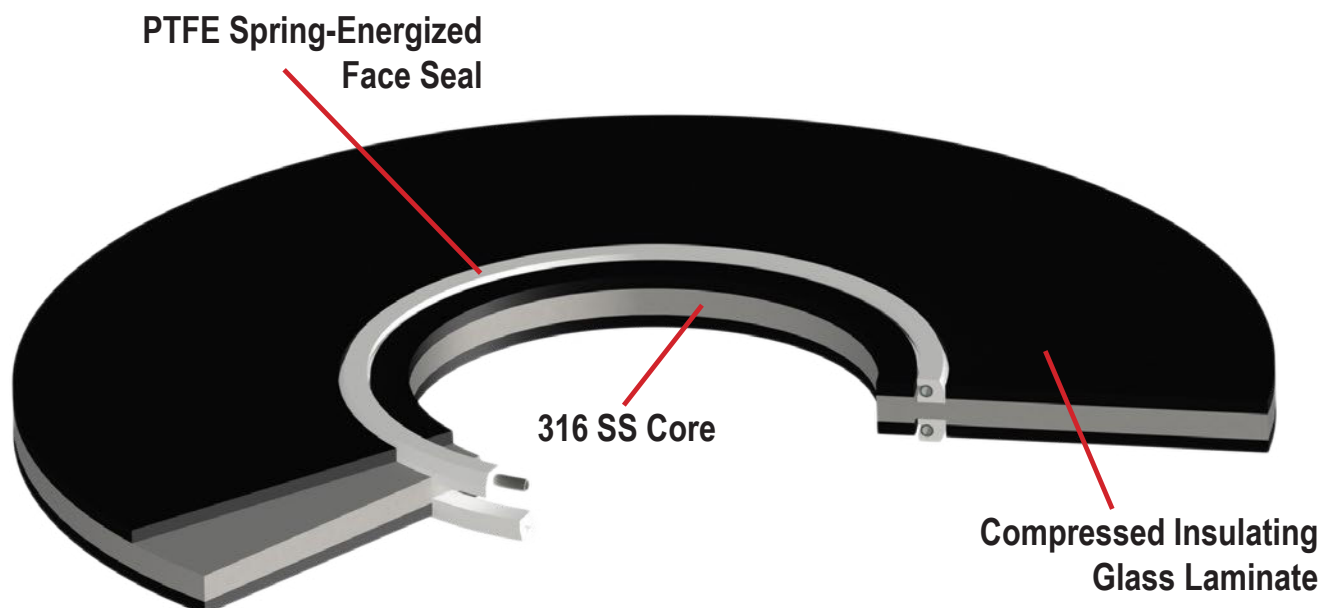
FEATURES:

- Exceptionally dependable for isolating and sealing purposes in severe service applications.
- Highly suitable for all severe service applications up to and including ANSI 2500# and API 10,000# classes.
- Zero-free leaks for high sulfur content crude oil or H₂S gas fugitive emissions, proven through multiple applications.

APPLICATIONS:

- Flange isolation with true cathodic protection.
- Isolating between dissimilar metals to prevent galvanic corrosion.
- Wellhead isolation from inter-connected flow lines.
- Mating mismatched dissimilar flanges.
- Eliminate turbulence and flow-induced erosion between ring-joint (RTJ) flanges.
- Protect against corrosion on uncoated or scarred flange faces.
- To seal between flanges subjected to vibration/cavitations.
- Eliminate corrosion from forming in the cavities between RTJ flanges where intense modes of hostile chemicals may be present.

INTEGRA II SSA® CATHODIC ISOLATION GASKETS



G-IO Standard SSA S/S Retainer Material Specifications

NEMA Grade

Compression Glass-Reinforced Epoxy Laminate Material:

Compressive Strength	66,000 PSI
Dielectric Strength	800 VPM
Max. Continuous Operating Temp ...	302 °F (150 °C)
Water Absorption	0.04%
Flexural Strength	65,000 PSI
Tensile Strength	51,000 PSI
Bond Strength	2,600 lb.
Shear Strength	22,000 lb.

G-II Optional SSA S/S Retainer Material Specifications

NEMA Grade

Compression Glass-Reinforced Epoxy Laminate Material:

Compressive Strength	58,000 PSI
Dielectric Strength	550 VPM
Max. Continuous Operating Temp ...	400 °F (205 °C)
Water Absorption	0.08 %
Flexural Strength	58,000 PSI
Tensile Strength	41,000 PSI
Bond Strength	2,200 lb.
Shear Strength	21,200 lb.

Seal Material

The sealing element is intended to provide a non-penetrating barrier through which no restricted retained matter or other substance can pierce; as a result, the glass composite retainer material permanently holds the seal in place in a static, fully encapsulated manner. Dual spring-energized PTFE seals are available for very high pressures or large diameter flanges.

Standard PTFE Seal Material: PTFE (Spring-Energized)

Designed for multiple applications: A radial load is provided by the helical wound spring. Encapsulation in the seal groove eliminates creep or cold flow. This PTFE spring energized sealing element is manufactured from a special formulated PTFE material which is machined with a wider surface area promoting a constant seal.

Temperature Range: -425 °F to 450 °F (note: gasket material is limiting factor)

Optional: Viton Seal Material

Viton - Designed for general oil and gas applications: This sealing element is used for applications that need to be resistant to chemicals.

Temperature Range: -75 °F to 400 °F

Isolating Sleeve Options

1. G-10 - Glass-Reinforced Epoxy tubing is suitable for continuous exposure to 350 °F. This material is an epoxy laminate that offers excellent resistance to crushing, cracking, breaking and thread pinch.
2. Mylar - Spiral wound Mylar is a general-purpose material recommended for bolting applications with flange temperatures below 300 °F. This material has generally fair resistance to crushing, cracking, breaking and thread pinch.

Isolating Washers

1. G-10 - 1/8" (.125) thick washers cut to standard SAE washer dimensions

Steel Washer Options

1. ZINC STEEL - Zinc-Plated Steel washers cut to standard SAE washer dimensions.
2. SS - Stainless Steel washers cut to standard SAE washer dimensions.

ORDER INSTRUCTIONS

1. Flange Specification
(ANSI/ASME, API, MSS SP44, BSI or Din Standard)
2. Nominal Pipe Size, Pressure Rating and Bore Size
3. Operating Pressure, Temperature and Media
4. Required Seal Material
5. Isolating Sleeve Material
6. Isolating Washer Material
7. Metal Washer Material (SS/Zinc Steel)

OTHER PRODUCTS AVAILABLE


- Flange Isolating Gasket Kits
- Integra® Series Gaskets
- Kleerband® Flange Band Protectors
- Kleergel® Corrosion Inhibiting Grease
- Radolid® Nut & Bolt Protection Caps
- Casing Spacers & End Seals
- ApogeeAero® Roller Casing Spacers
- Bore & Duct Bank Spacers
- Innerlynx® Modular Mechanical Seals
- Wall Sleeves
- Foreman Nite Caps
- UBolt-Cote® & Atlas Pipe Support® Pads
- IsoJoint® Monolithic Isolating Joints
- Safety Spray Shields



PO Box 60399
Lafayette, Louisiana 70596-0399
800-315-6009 • 337-233-6116 • Fax 337-232-3860
E-Mail: sales@apsonline.com • Website: www.apsonline.com



Distributed by:



Advance Products & Systems, LLC is not responsible for errors printed in this brochure.

Advance Products & Systems, LLC shall repair or replace (within the limitations of such applicable express written warranty as may be issued by it) any product or portions thereof, which prove to be defective in workmanship or material for a period of 12 months from shipment date. The foregoing in lieu of all warranties, express or implied, and all other obligations or liabilities on the part of APS, on account of the product which it may sell. In no event shall APS be liable for consequential or special damages: nor except as it may otherwise specifically agree in writing, installation, or other work which may be done upon or in connection with the product by APS/ the distribution / dealer or others. THE LIMITED WARRANTIES PROVIDED IN THIS AGREEMENT AND THE OBLIGATIONS AND LIABILITIES OF APS ARE THE ONLY WARRANTIES MADE BY APS AS TO THE PRODUCT. APS MAKES NO EXPRESS OR OTHER IMPLIED WARRANTIES, BY COURSE OF DEALING, USAGE OF TRADE, MERCHANTABILITY, FITNESS FOR A PARTICULAR USE (WHETHER GENERAL OR SPECIFIC), OR OTHERWISE.

REV 051425